

# Enrollment Data Analysis

---

*How Does **VMI** Compare?*

# Methodology

---

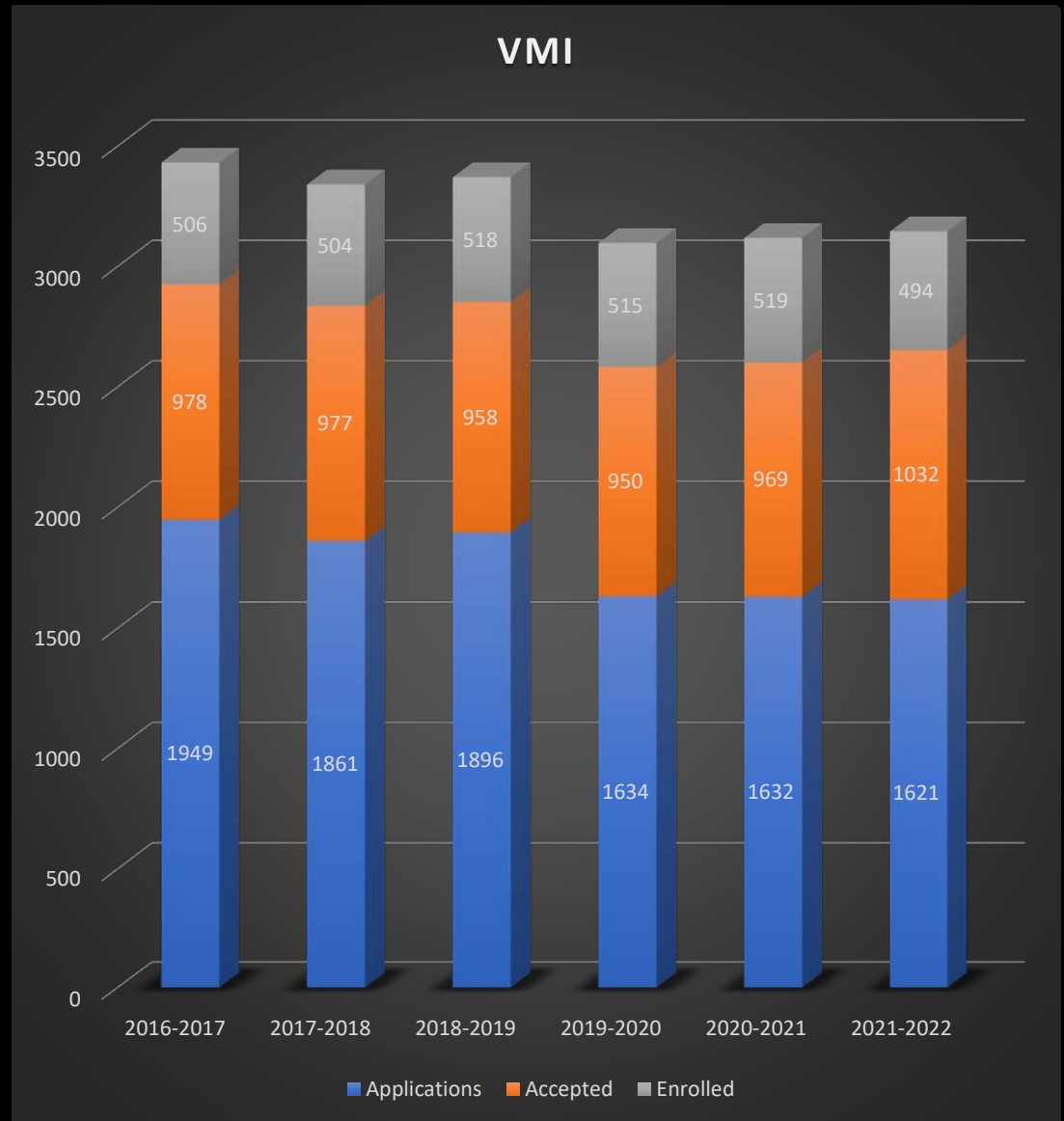
- VMI's "Data Dashboard" was by far the best resource for acquiring the data.
- This analysis recognizes that enrollment is down across the nation and limited recruitment outreach due to COVID did have some impact, but the data clearly illustrates that other factors played a role in VMI's steep decline.
- One of the challenges in doing this comparative analysis was to ensure an "apples to apples" comparison of the data. "Common Data Set" data was sought but more often than not, it was inconsistent with the college's press releases given the time stamp difference and possibly the breakdown of the data itself. As a result, press releases that came primarily from the college itself were utilized.
- Where a specific number was not provided, an actual number was generated. For example, the press release for the Citadel Class of 2023 stated "more than 700. . ." The number used in the analysis was 705.
- An effort was made to include Corps size at VPI and Texas A&M. Phone calls were made to both universities and a Texas Public Information Act request was submitted with regard to Texas A&M. To date, those requests have not produced the data sought.

# Overview

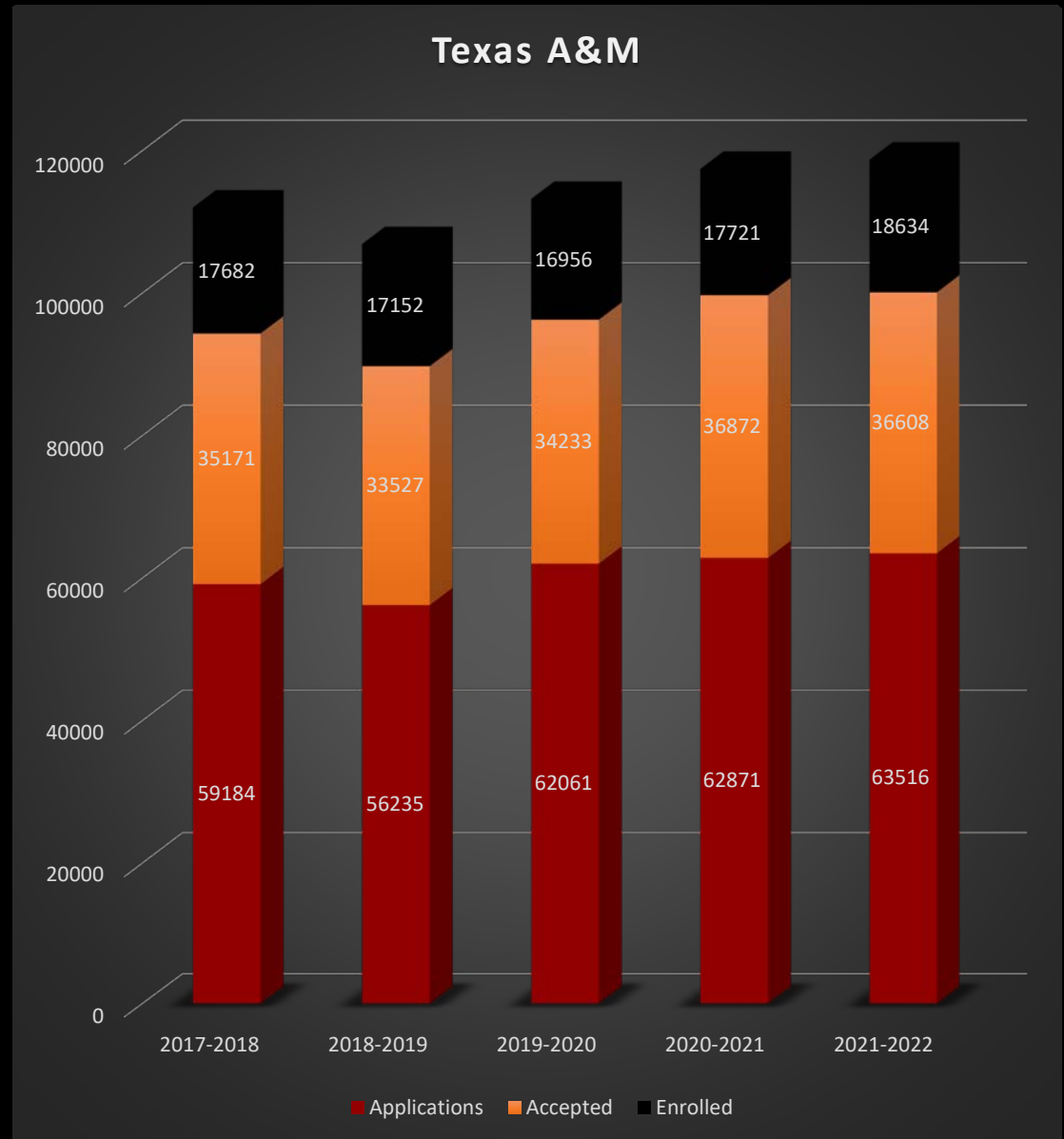
---

- This year's matriculation # of **375** is *abysmal*.
- Compared to 519 (Fall of 2020), that is a **27.7% DECREASE**.
- Nationwide, there was a mere **4.7% DECREASE** in “spring 2022 (enrollment) than the previous spring.”<sup>1</sup>
- “To date, the undergraduate student body has *decreased...9.4%* during the *pandemic*.”<sup>2</sup>
- “Despite limited opportunities for in-person recruiting last year due to COVID-19, we were very pleased to start the school year (2020-2021) with such an impressive Corps (Texas A&M) strength.”<sup>3</sup>
- *Six Virginia Colleges* reported *enrollment increases (2017-2021)*!<sup>4</sup>
- *Other Colleges* across the nation experienced *enrollment increases*!<sup>5</sup>
- In this analysis, **NOT ONE of the colleges** experienced such a significant decline as VMI's.
- The data presented here strongly suggests that the response by VMI Officials to all the media attacks and the Barnes & Thornburg report was a gross error in “critical thinking” and further explains the steep decline in this years' Rat matriculation number.

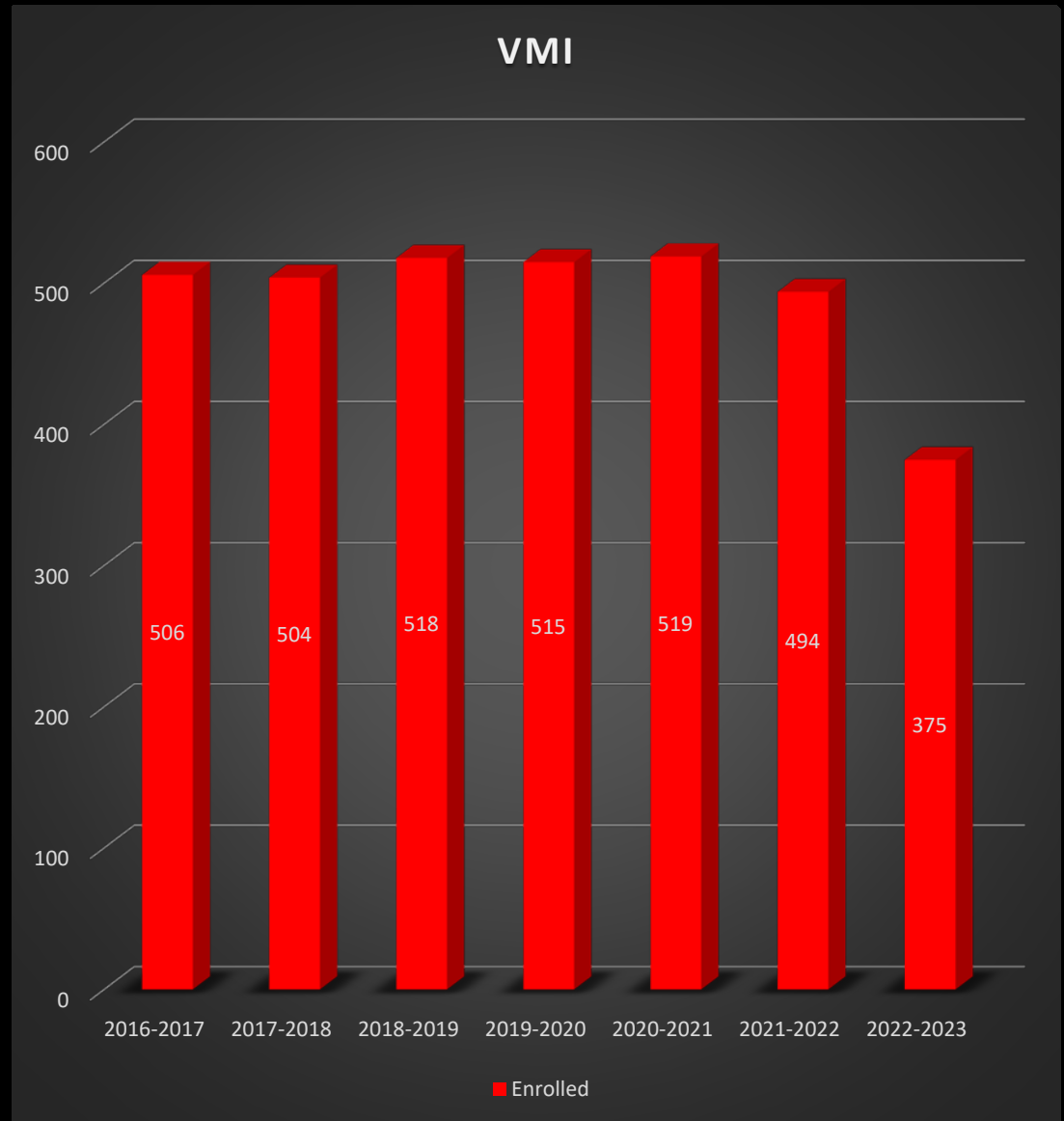
- Precipitous decrease in applications occurred BEFORE COVID (Fall 2019)
- Applications remained relatively consistent the last 3 years
- In spite of more applications being accepted year-over-year (1032 vs. 969), enrollment *decreased*



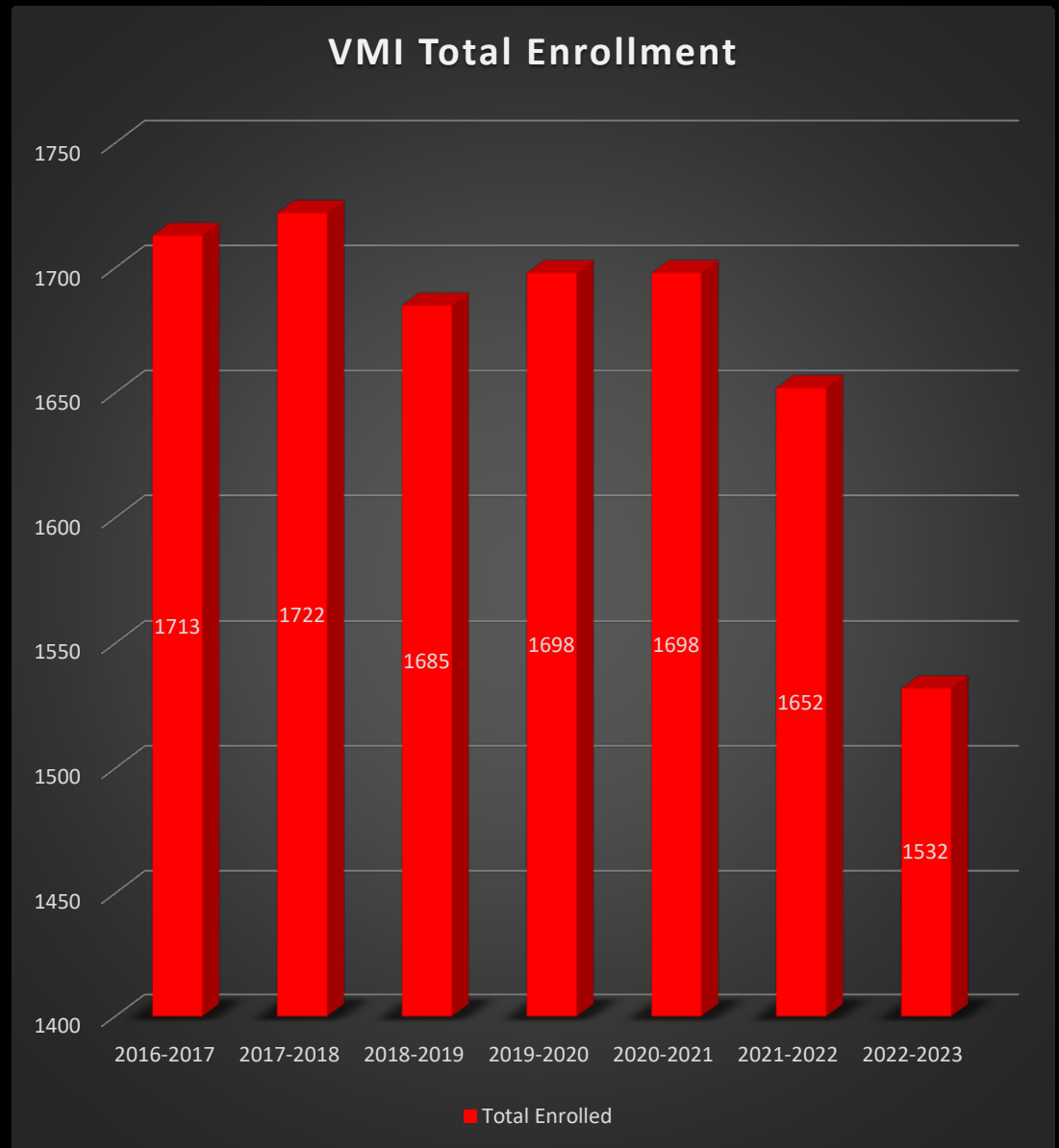
- Overall, applications increased even with COVID
- Overall, first year enrollment has been increasing
- In spite of fewer year-over-year applications being accepted (36,872 vs. 36,608), enrollment *increased*



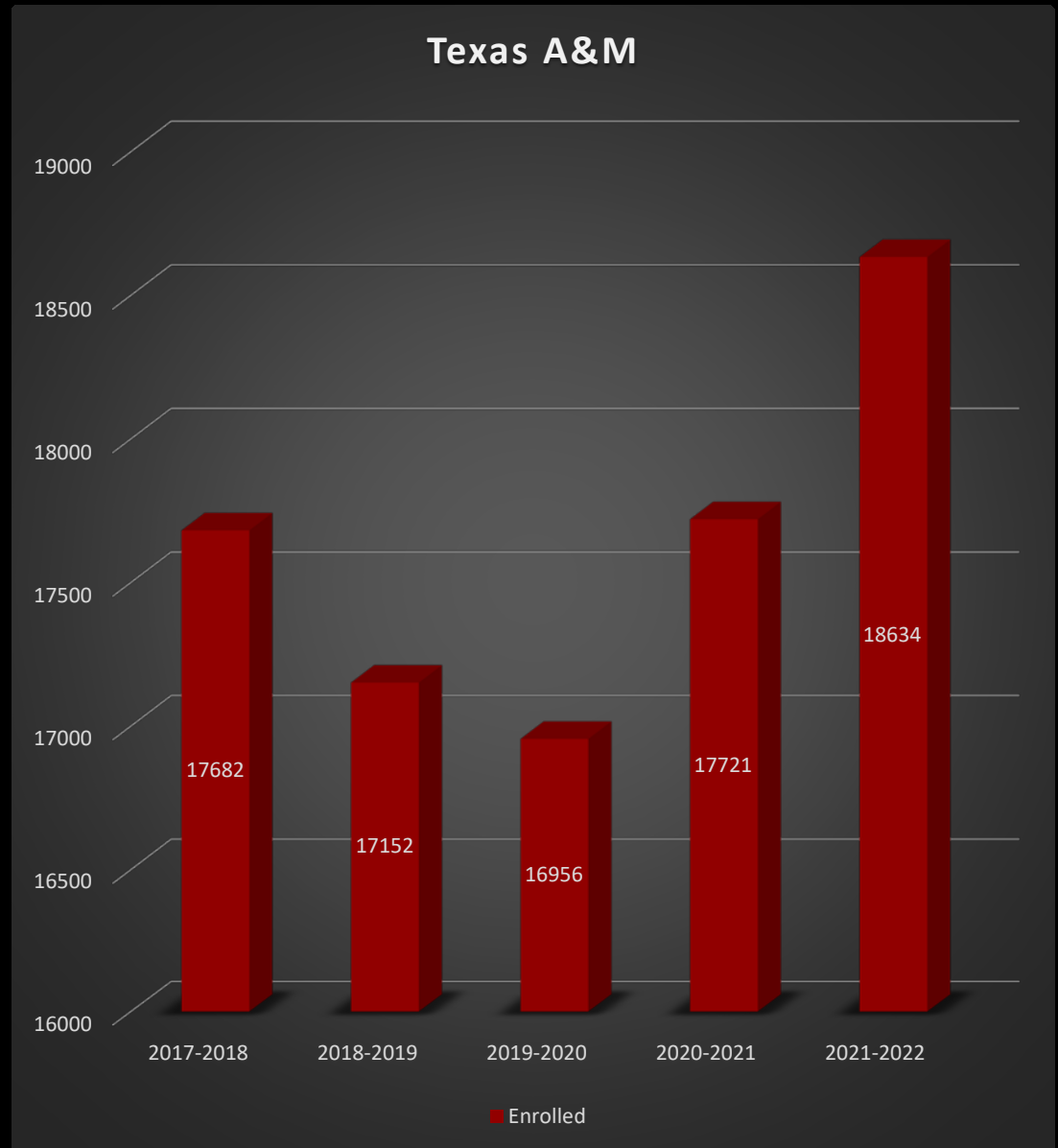
- Prior to this year, the largest *decrease* in enrollment was only 4.8% (519 vs. 494)
- That dramatically changed this year with a *decrease* of 27.7% (519 vs. 375)
- The year-over-year *decrease* was 24.1% (494 vs. 375)
- The accusations of being a racist and sexist college began in the Fall of 2020, after having the largest matriculation number (519) since 2010



- Enrollment is on the decline
- Year-over-year decline (1652 vs. 1532) is a 7.3% *decrease*

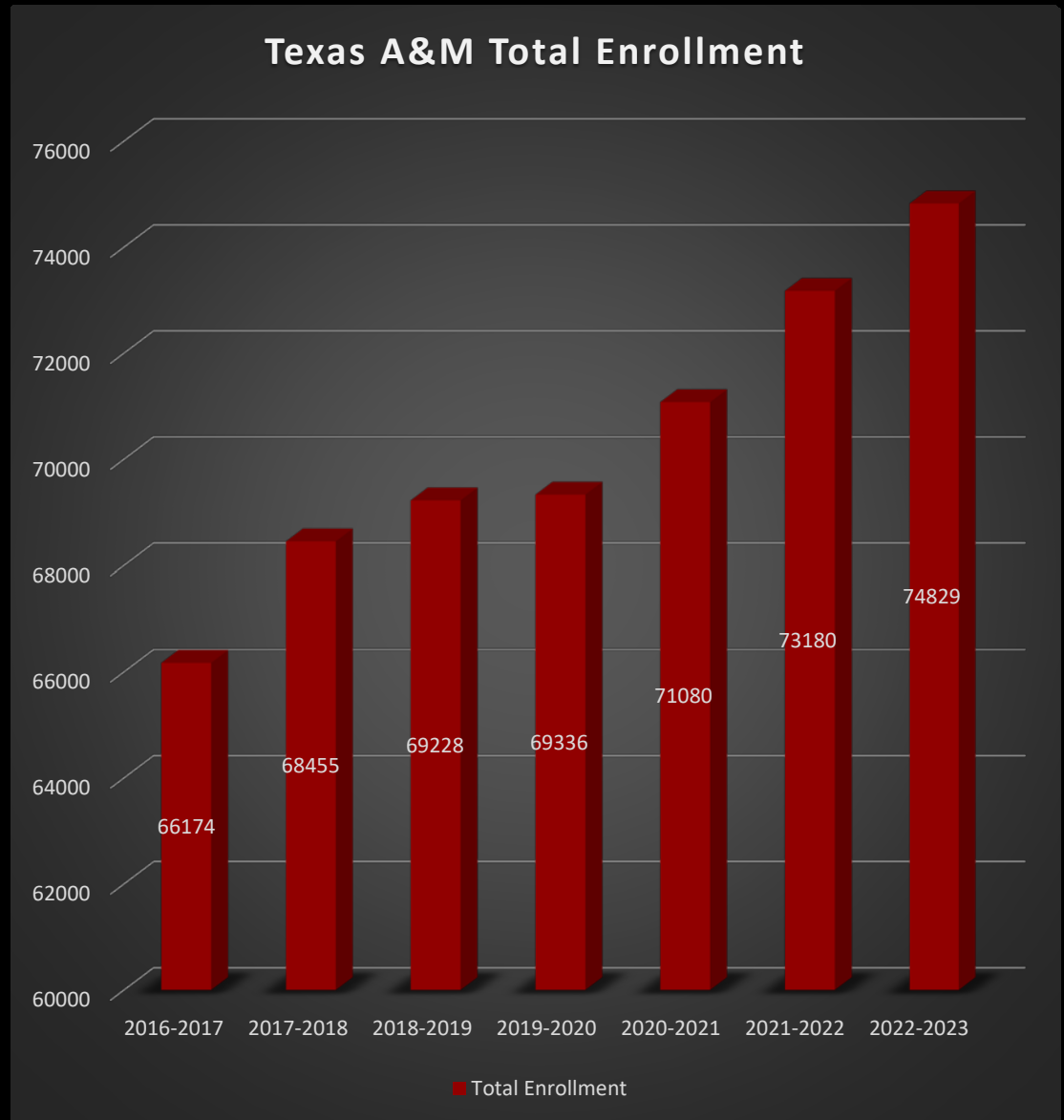


- Enrollment is *increasing*
- Year-over-year enrollment increased 5.2% (17721 vs. 18634)
- Over the same time period, VMI's *decreased* 4.8% (1698 vs. 1652) for a 10% difference

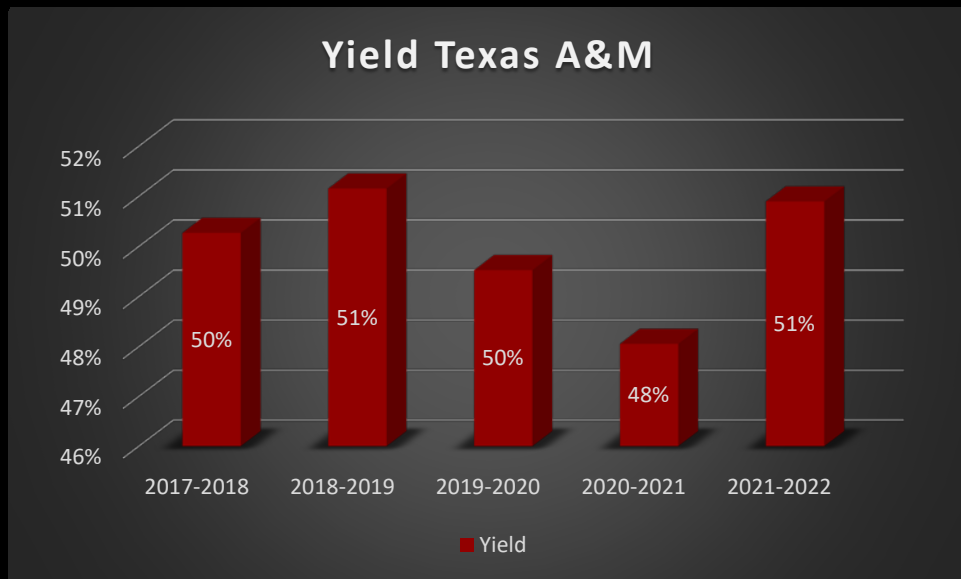
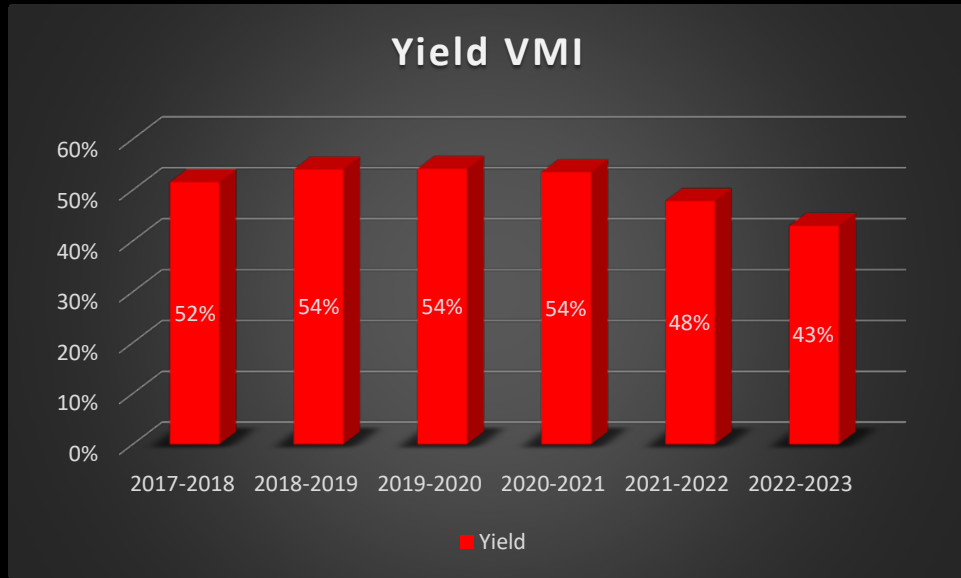




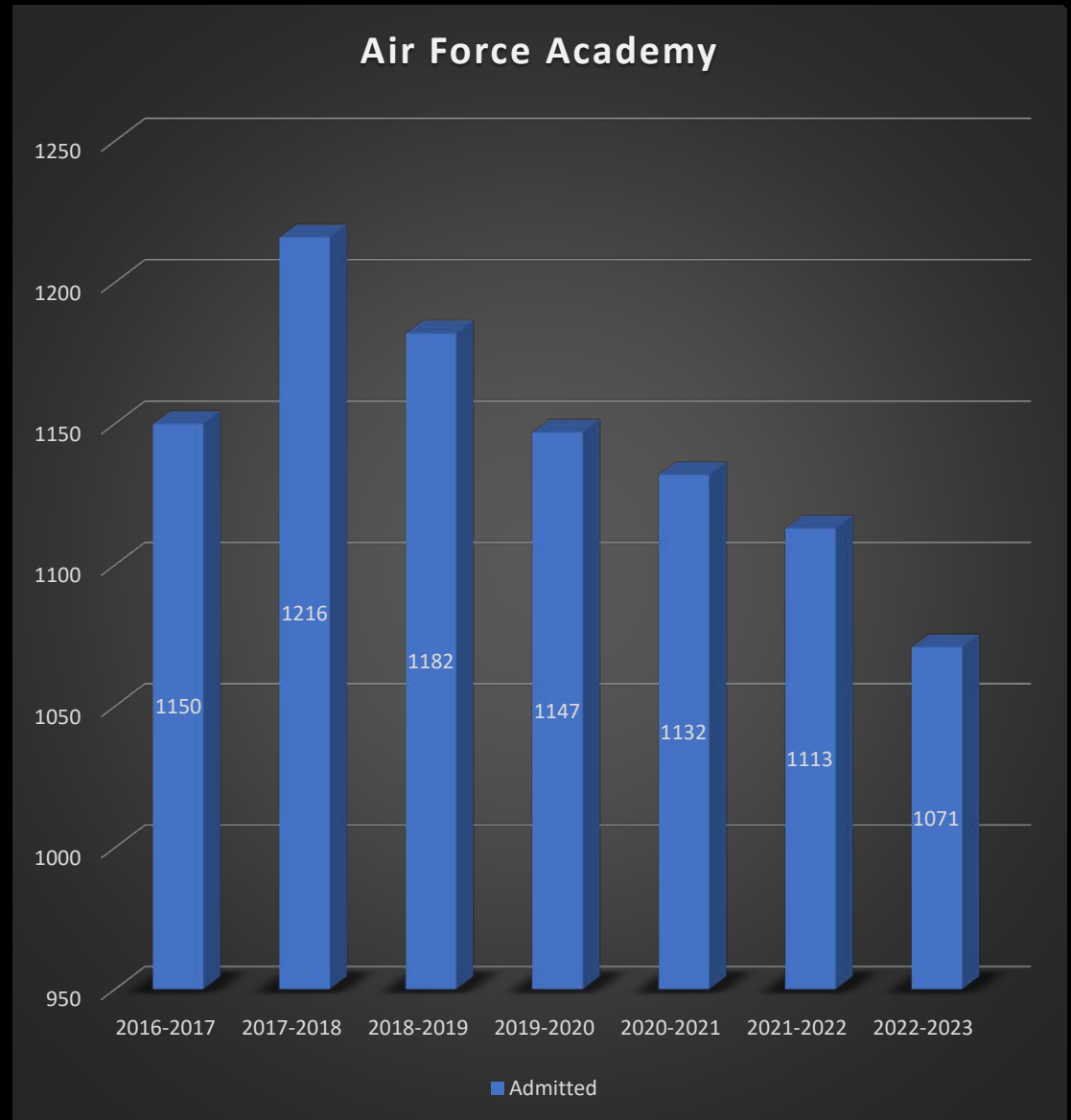
- Enrollment **INCREASES EVERY YEAR!**
- Unable to obtain Corps size. Submitted request for data under Texas Public Information Act



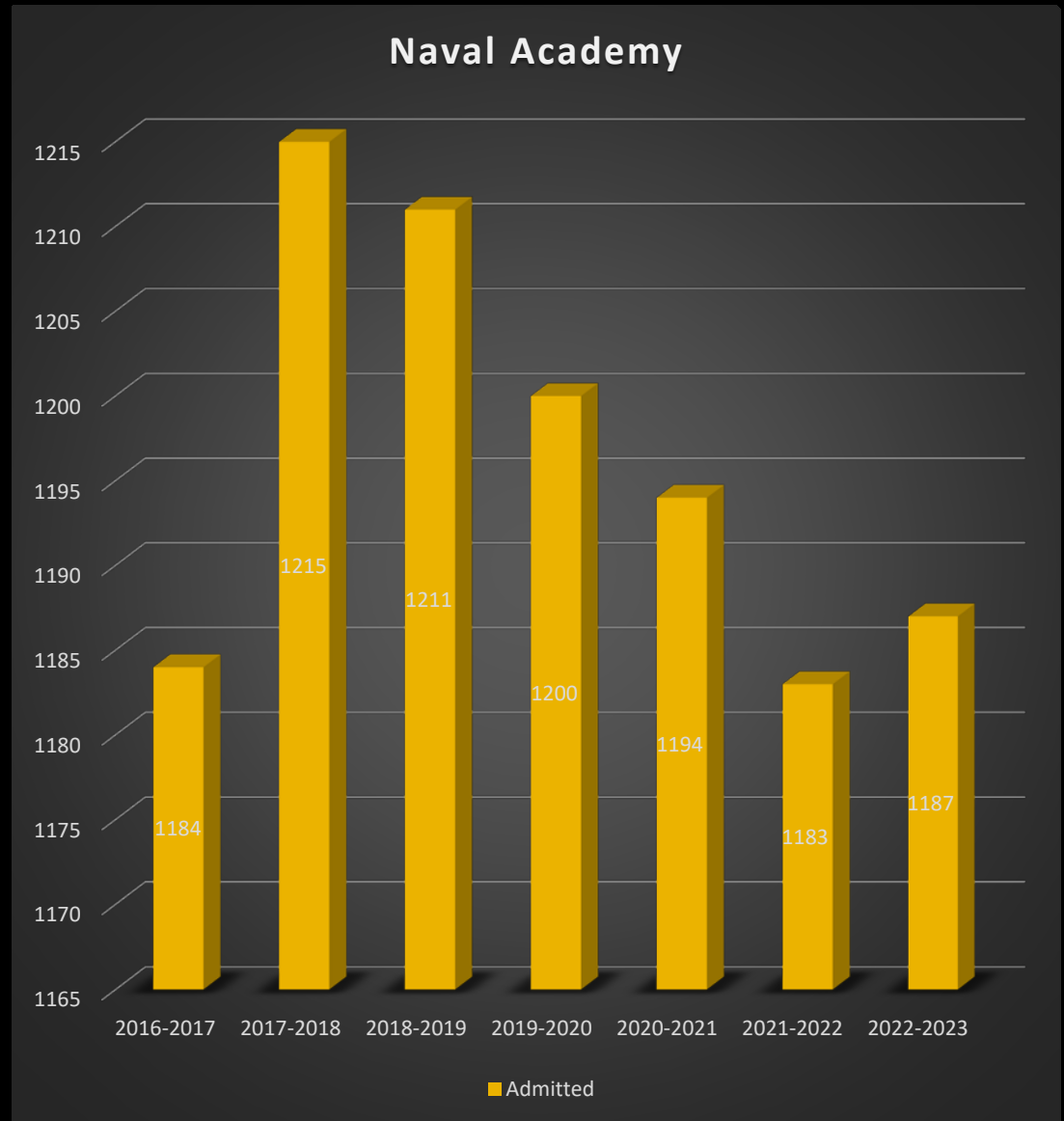
- Yield is the percentage of Accepted that Enrolled
- VMI's Yield is in decline
- Texas A&M's Yield is consistent with an average of 50%



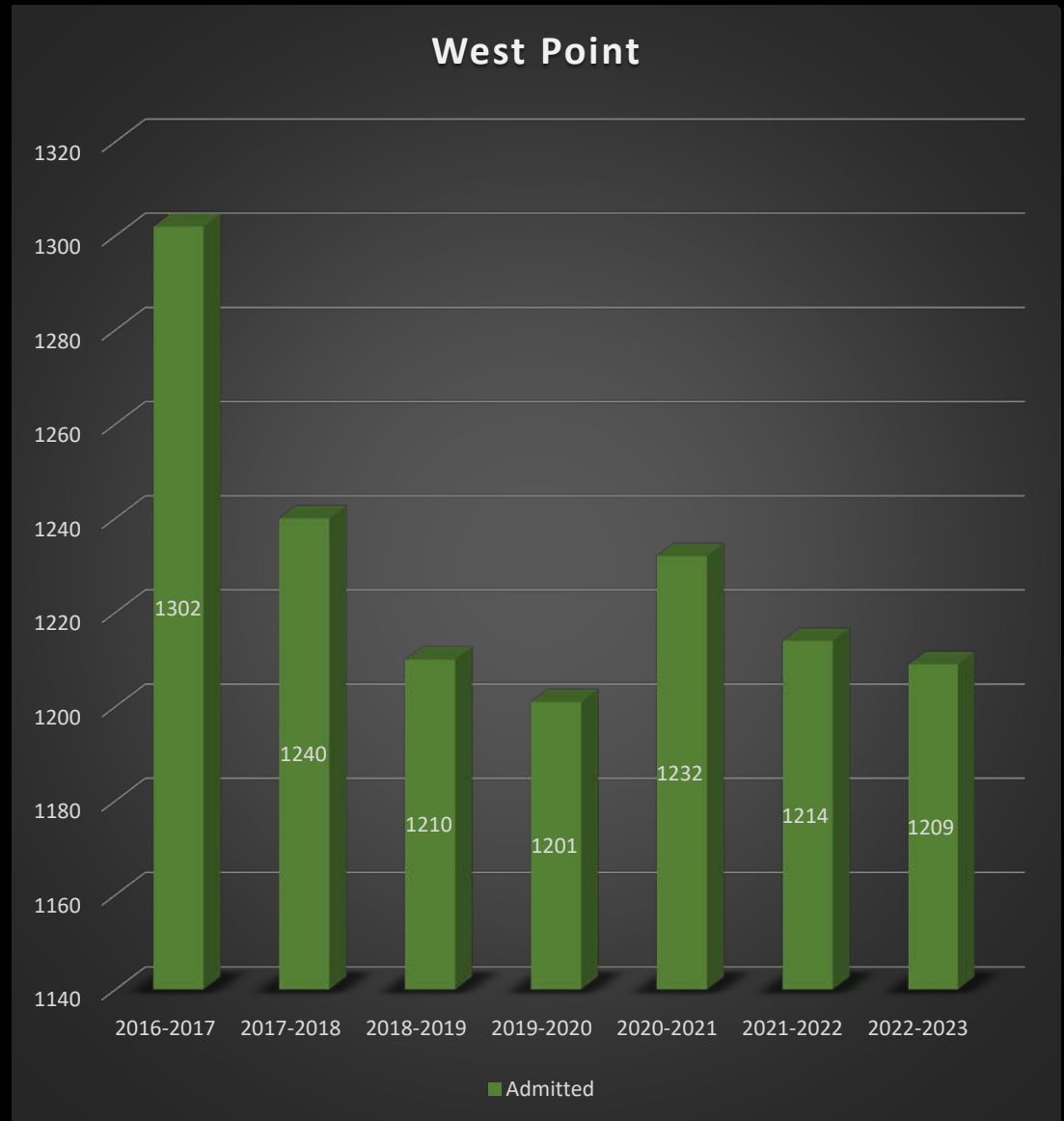
- Year-over-year decrease was only 3.8%
- The largest decrease was 11.9% (1216 vs. 1071)



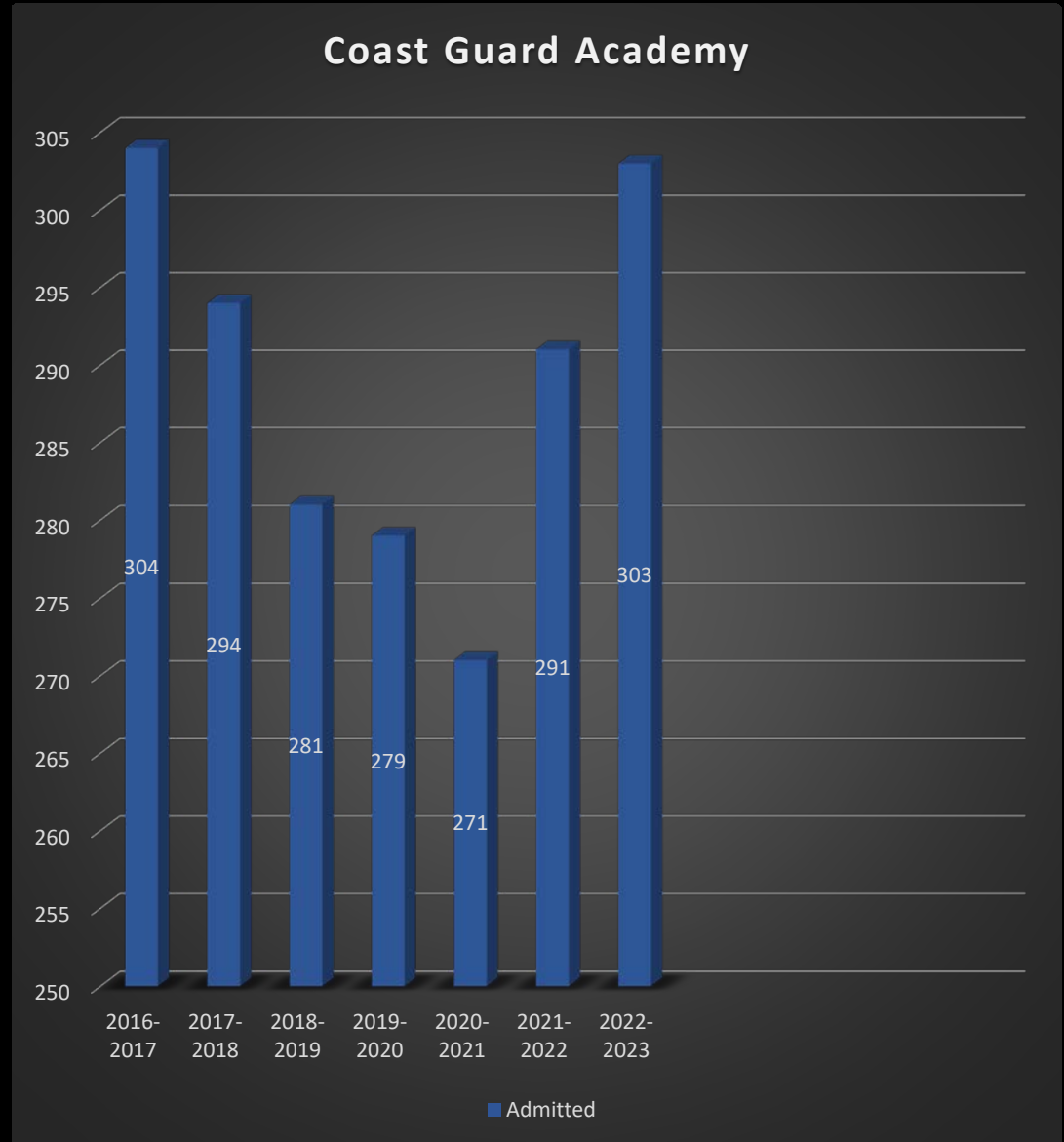
- Year-over-year increased slightly (1183 vs. 1187)
- The greatest decrease was 2.6% (1215 vs. 1183)



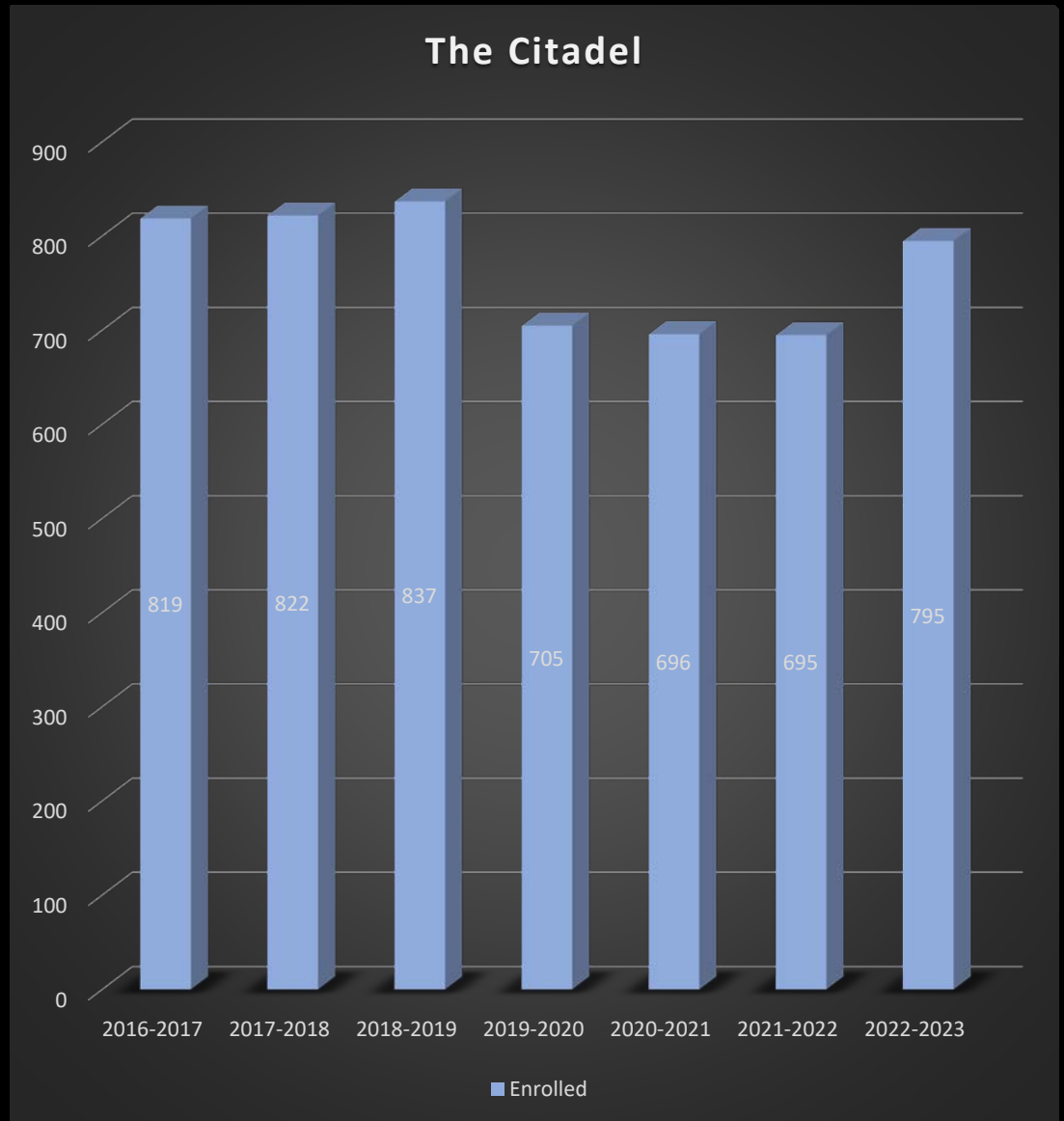
- Despite decrease in applications, appointments admitted saw no significant decreases in the last 5 years
- Year-over-year decrease was a mere .4% (1214 vs. 1209)
- The greatest decrease was 7.8% (1302 vs. 1201)



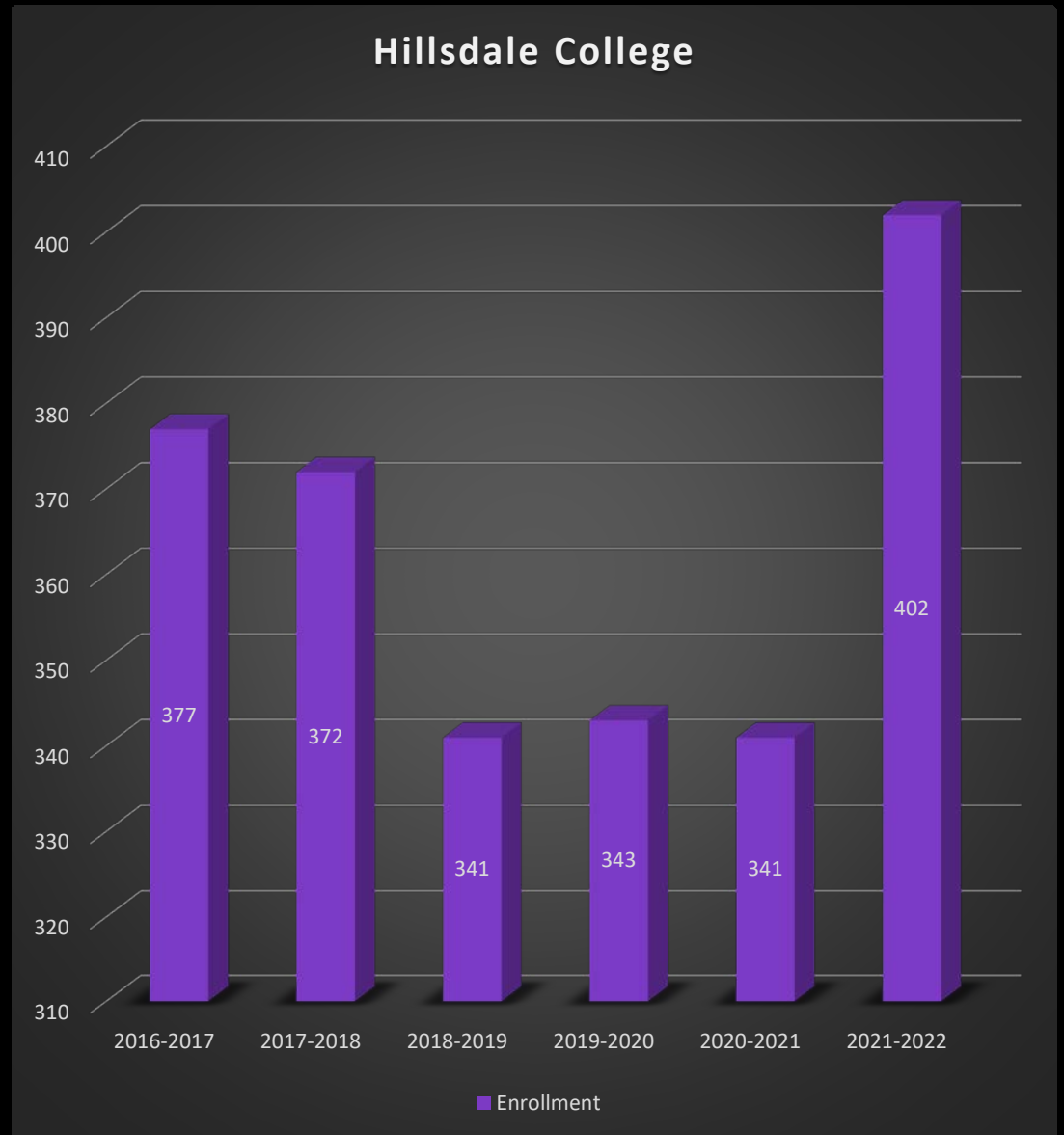
- Year-over-year saw a 4.1% INCREASE (291 vs. 303)
- The greatest decrease was 10.9% (304 vs. 271)



- Enrollment **INCREASED** year-over-year by 14.4% (695 vs. 795)
- The largest decrease was 17% (837 vs. 695)



- Enrollment *increased* year-over-year 17.9% (341 vs. 402)
- Applications *increased* 50.2% over same timeframe





# Recap

---

- VMI'S APPLICATION NUMBERS DRAMATICALLY **DECRREASED** PRIOR TO COVID.
- THE LARGEST "RAT MASS" TO ENROLL SINCE 2010 WAS DURING COVID.
- VMI'S YEAR-OVER-YEAR **DECREASE** IN ENROLLMENT WAS **SIX TIMES GREATER** THAN ANY OTHER COLLEGE IN THIS ANALYSIS EXPERIENCING A DECLINE.
- SIX COLLEGES IN VIRGINIA EXPERIENCED *INCREASES* IN ENROLLMENT (2017-2021).
- COLLEGES ACROSS THE NATION EXPERIENCED ENROLLMENT *INCREASES*.
- HILLSDALE COLLEGE SHOWED APPLICATION AND ENROLLMENT INCREASES DURING COVID.
- TEXAS A&M SHOWED TOTAL ENROLLMENT INCREASES EVERY YEAR SINCE THE FALL OF 2016.

***The Difference? Nearly 2 years of being labeled a racist and sexist college***

# Footnotes

---

- **1 & 2 – US News & Word Report Article** – [College Enrollment Declines Are Here to Stay \(usnews.com\)](#)
- **3 – Service Academy Forum** – [Texas A&M 2020-21 State of the Corps \(from the Commandant\) | United States of America Service Academy Forums](#)
- **4 – Richmond Time-Dispatch** – [Virginia's elite colleges are booming. Others are struggling to find students. | Education | richmond.com](#)
- **5 – Washington Times Article** – [Why some colleges are growing in an era of enrollment declines - Washington Times](#)
- **6 – 522 Announced At Graduation Ceremony** – [Matriculation 2020 Sunday Welcome - YouTube](#)

# Resources

---

- **VMI**

[Data Dashboard - Assessment and Institutional Research - Virginia Military Institute \(vmi.edu\)](#)

[2022-2023 - News - Virginia Military Institute \(vmi.edu\)](#)

[Virginia Military Institute Profile \(schev.edu\)](#)

- **Texas A&M University**

[Overall Enrollment Historical.aspx \(tamu.edu\)](#)

[Data and Research Services - Student Data and Reports \(tamu.edu\)](#)

[Accountability - Applied, Admitted, & Enrolled \(tamu.edu\)](#)

# Resources

---

- **The Air Force Academy**

[DVIDS - Images - U.S. Air Force Academy Class of 2020 reports for Basic Cadet Training \[Image 16 of 30\] \(dvidshub.net\)](#)

[The Breakdown: Air Force Academy releases class of '21 stats • United States Air Force Academy \(usafa.edu\)](#)

[The Breakdown: Stats on the Air Force Academy's class of '22 • United States Air Force Academy \(usafa.edu\)](#)

[Class of 2023 by the Numbers | United States of America Service Academy Forums](#)

[Common-Data-Set-2020-2021.pdf \(usafa.edu\)](#) - Class of 2024

[CL2025-Class-Profile.pdf \(usafa.edu\)](#)

[Cadet Wing accepts Class of 2026 • United States Air Force Academy \(usafa.edu\)](#)

# Resources

---

- The Naval Academy

[#030-16 Class of 2020 Statistics :: USNA News Center...](#)

[Class of 2021 Statistics :: USNA News Center :: USNA](#)

[Naval Academy Class of 2022 Stats \(as of June 27,... \(usna.edu\)](#)

[I-Day 2019. USNA Class of 2023 by the numbers - Eye On Annapolis : Eye On Annapolis](#)

[CLASS OF 2024 STATS :: USNA News Center :: USNA](#)

[Class Portrait :: Admissions :: USNA](#)

[Class of 2026 Induction Day - YouTube](#)

# Resources

---

- **US Military Academy West Point**

[Office of Institutional Research Class Profiles | United States Military Academy West Point](#)

- **The Coast Guard Academy**

[Class of 2020 Reports to Academy - Coast Guard \(uscgasports.com\)](#)

[Class of 2021 Reports to Academy - Coast Guard \(uscgasports.com\)](#)

[Coast Guard Academy Welcomes Class of 2022 - Coast Guard \(uscgasports.com\)](#)

[Coast Guard Academy Welcomes Class of 2023 - Coast Guard \(uscgasports.com\)](#)

[Coast Guard Academy Welcomes Class of 2024 - Coast Guard \(uscgasports.com\)](#)

[Coast Guard Academy welcomes Class of 2025 | MENAFN.COM](#)

[Coast Guard Academy Welcomes Class of 2026 – NBC Connecticut](#)

# Resources

---

- **The Citadel**

[Welcoming The Citadel Class of 2020 - The Citadel - Charleston, SC](#)

[Get to know The Citadel Class of 2021 - The Citadel - Charleston, SC](#)

[The Citadel \(meritpages.com\)](#)

[Welcoming The Citadel Class of 2023 - The Citadel Today](#)

[Citadel Class of 2024 pledges loyalty - The Citadel Today](#)

[The Class of 2025 reports to campus - The Citadel Today](#)

[Preparing to welcome the Class of 2026 - The Citadel Today](#)

- **Hillsdale College**

[How Hillsdale College's Admission Rate Changes \(collegetuitioncompare.com\)](#)